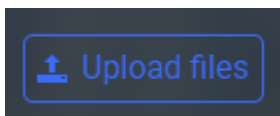
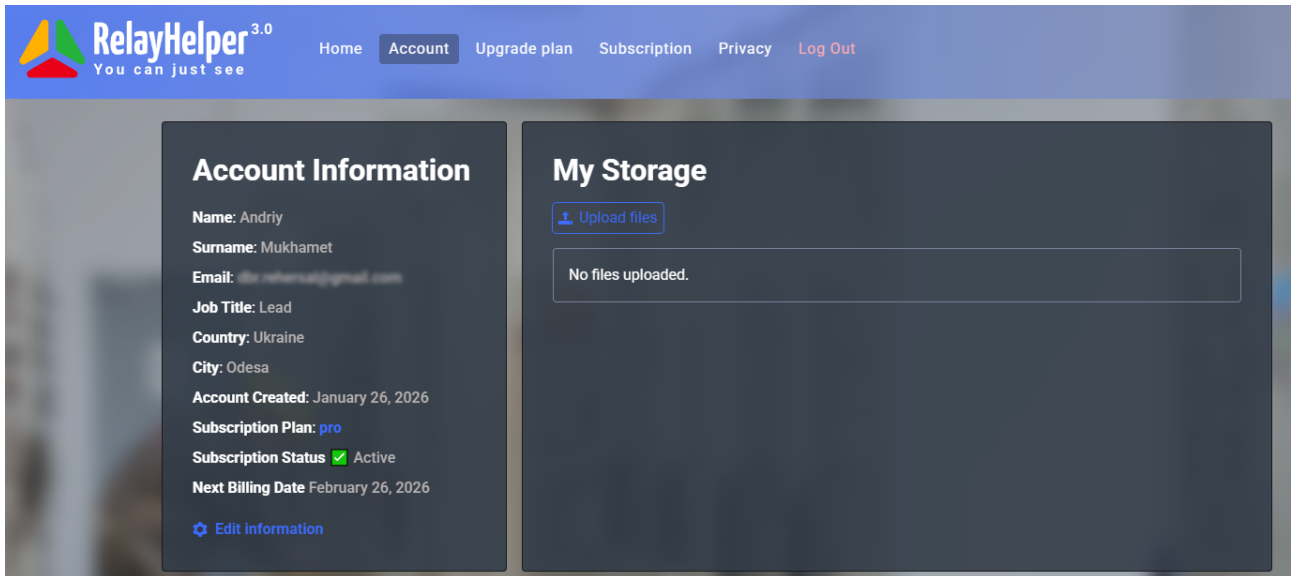


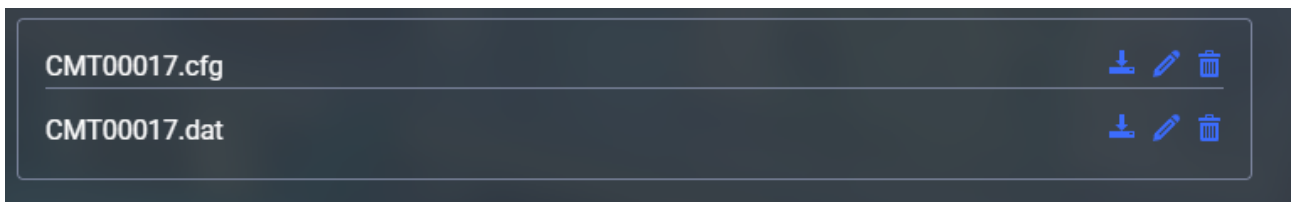
RELAYHELPER STORAGE


RelayHelper cloud storage is available to users with the **Pro** plan.
Storage management is available on the **Account** page.





To upload files, use Upload files button.

At this point, the number of stored files is unlimited.
After uploading files, several actions are available on the Account page.

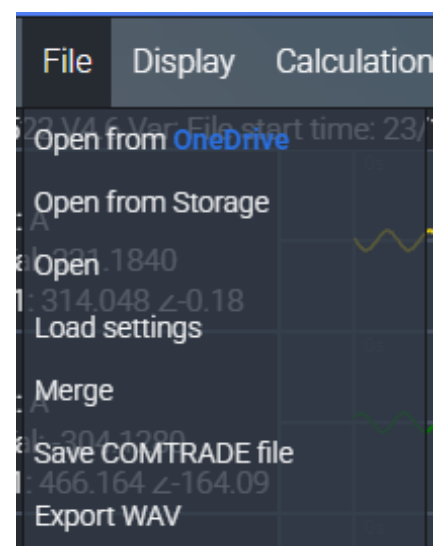


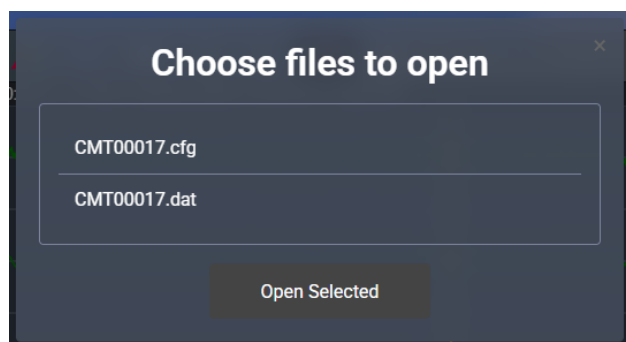
 Download files from storage to your computer using the button

 Rename files using the button

 Delete files from storage using the button

Once files are uploaded, they can be opened from **Storage** on the **COMTRADE** page via the **File** menu.

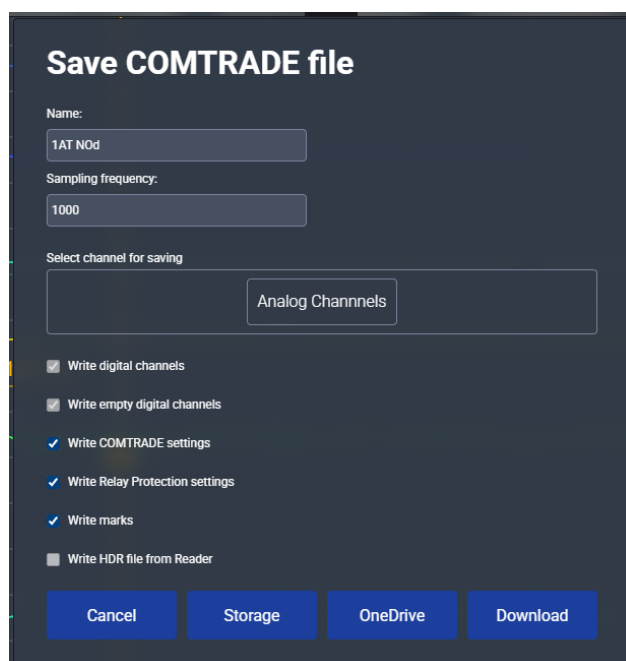




After clicking the **Open from Storage** option, a window with all available files will be displayed.

You can also open RelayHelper session settings from files in **Storage**, as well as open files and add them for merging

ONEDRIVE CLOUD

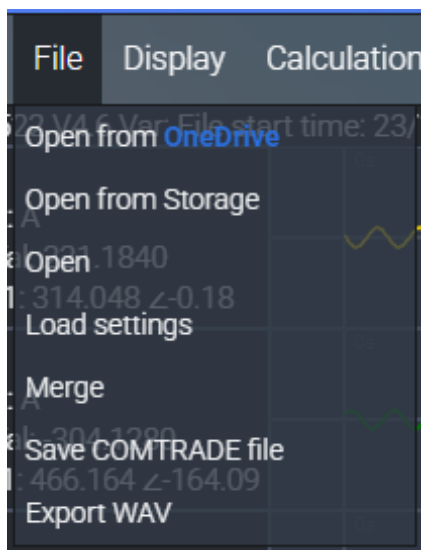


RelayHelper cloud storage is available to users with the **Pro** plan.

Storage management is available on the **Account** page.

Click the **OneDrive** button and you will be redirected to the Microsoft authorization page. Please follow the instructions provided by Microsoft. After authorization, RelayHelper will create a folder named **"RelayHelper"** in your OneDrive account, where files will be stored.

	Имя ▾		Изменено ▾	Размер файла ▾	Общий доступ ▾
✓	Apps	...	6/15/2024	1 элемент	Частный
	Documents		6/15/2024	0 элементов	Частный
	Pictures		6/15/2024	0 элементов	Частный
	RelayHelper		9/13/2025	1 элемент	Частный



Another option is to upload files to OneDrive in any folder and then open them in RelayHelper via the File menu by selecting **Open from OneDrive**.

You will be redirected to the Microsoft authorization page. After authorization, you will be able to browse and open files from your **OneDrive** storage.

In case of old COMTRADE files you have to open *.cfg and *.dat files separately.

You can also open RelayHelper session settings from files stored in OneDrive, as well as open files and add them for merging.

